

MA Child Wellbeing Learning Management System (LMS) Access and Navigation

[This link](https://childwellbeingma.org/) brings you to the Massachusetts Child Wellbeing Training Page or you can copy and paste <https://childwellbeingma.org/> to a browser to access the courses

1. The link will bring you to a page that looks like this:

The screenshot shows the homepage of the Massachusetts Child Well-Being website. At the top, there is a navigation bar with social media icons and a search bar. The main heading is "Massachusetts Child Well-Being". Below this, there is a "COURSES" section. The content area features a "About Child Well-Being" section with a welcome message and a list of goals: recognizing trauma, discussing racial equity, and becoming an anti-racist. A "View Available Courses" button is present. Below this, there are three course cards: "Course 1: Racial Trauma", "Course 2: Racial Equity - Module 1", and "Course 3: Racial Equity - Module 2". Each card includes a description and duration.

Massachusetts Child Well-Being

COURSES

About Child Well-Being

Welcome educators! On this site you'll find interactive courses on trauma, race and protective factors for youth, which you can complete at your own pace. The goal of these trainings is for you to walk away with greater ability to:

- Recognize trauma and racial trauma
- Discuss and promote racial equity
- Become an anti-racist, trusted adult

You can complete the courses in any order.

However, we recommend beginning with Racial Trauma for the basics, then moving onto the Racial Equity series for specific actions designed for teachers and administrators.

[View Available Courses](#)

Course 1: Racial Trauma

This training is for educators, school administrators and other professionals working with youth in school or community settings. Module duration: 2 hours.

Course 2: Racial Equity - Module 1

This training is for educators and school administrators. Module 1 is the first of a three-part series. Module duration: 2 hours.

Course 3: Racial Equity - Module 2

This training is for educators and school administrators. Module 2 is the second of a three-part series. Module duration: 2 hours.

2. If it's the first time accessing this training website, you will be prompted to "create new account"

Massachusetts Child Well-Being

Username: raboagye

Password:

Log in

Remember username

Is this your first time here? [Create new account](#)

For full access to this site, you first need to create an account.

3. Complete all the required **i** fields on the form and as much of the optional fields as possible. Click "Create my new account" to finish. **Note:** You will be required to create the account only ONCE.

Massachusetts Child Well-Being

New account

[Expand all](#)

Choose your username and password

Username **i** raboagye

Password **i**

The password must have at least 8 characters, at least 1 digit(s), at least 1 lower case letter(s), at least 1 upper case letter(s), at least 1 non-alphanumeric character(s) such as as *, -, or #

More details

Email address **i**

Email (again) **i**

First name **i**

Last name **i**

City/town

Country **i** Select a country

Other fields

What type of organization do you work for? !

If school, please choose school district

Provide school county

Provide the city/town your school is in.

Other City or Town (specify)

If Community-based Organization, what program:

Other Community-based Organization (please specify)

If state agency, which state agency:

Please choose the option that best describes your current position


Other description of your current position (please specify)

Years of experience in working with children (Please select one response)

What is your race? (check all that apply)

[Create my new account](#) [Cancel](#)

4. Once the account is created, you will be returned to the training dashboard. From this page, you can access the training modules by clicking on any one of these links:
 1. The "courses" link in the top left corner of the page, then select the course from the dropdown list.



2. Click on the "View Available Courses" for a listing of the courses available. Select a course by clicking on the link listed under my courses or the course title on the right side of the page

About Child Well-Being

Welcome educators! On this site you'll find interactive courses on trauma, race and protective factors for youth, which you can complete at your own pace. The goal of these trainings is for you to walk away with greater ability to:

- Recognize trauma and racial trauma
- Discuss and promote racial equity
- Become an anti-racist, trusted adult

[View Available Courses](#)

Massachusetts Child Well-Being


[Home](#) / [Courses](#)

My courses

- [Course 1: Racial Trauma](#)
- [Course 2: Racial Equity - Module 1](#)
- [Course 3: Racial Equity - Module 2](#)
- [Course 4: Racial Equity - Module 3](#)


[Course 1: Racial Trauma](#)

This training is for educators, school administrators and hours.




[Course 2: Racial Equity - Module 1](#)

This training is for educators and school administrators.




[Course 3: Racial Equity - Module 2](#)

This training is for educators and school administrators.



[Course 4: Racial Equity - Module 3](#)

This training is for educators and school administrators.



3. Select the course directly from this page by clicking on the course link

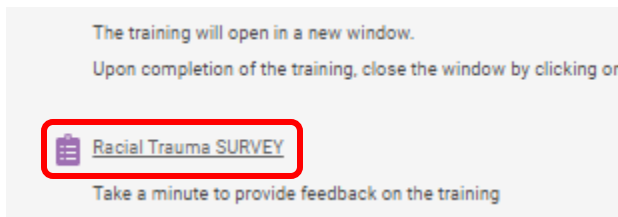
The image shows four course cards arranged in a grid. Each card features a header image, a title, a description, and a 'Find out more' button. The first card, 'Course 1: Racial Trauma', has a word cloud header with terms like 'STOP RACISM' and 'Black Lives Matter'. The second card, 'Course 2: Racial Equity - Module', features a group of diverse young people. The third card, 'Course 3: Racial Equity - Module 2', shows a group of people walking outdoors. The fourth card, 'Course 4: Racial Equity - Module', depicts two people looking at a whiteboard. In each card, the title is enclosed in a red rectangular box.

5. Next, click the course link and then “Enter” to start the training.

The image displays two screenshots from a training interface. The left screenshot shows the course details for 'Course 1: Racial Trauma' with the title 'The Consequences of Racism'. It includes a description by Dr. Jernigan-Noesi, a list of objectives, and a duration of 2 hours. A red box highlights the course title link. The right screenshot shows the 'Contents' section with 'Racial Trauma: The Consequences of Racism' selected, and a red box highlights the 'Enter' button.

6. The training will open in a new window. Follow the instructions in the training to complete the training module. When done, close the window by clicking on the X in the top right corner of the page to return to the training homepage.

7. Finish this course by completing the survey. **Note:** The survey is activated only upon completion of the training module.



8. Click on the “Home” link in the top left corner to return to the trainings. Go to Step # 4 above and repeat the process to complete all the training modules.

